

INTERCONNECTS

SERIES 450, 460, 470, 480 • 2,54 GRID SOLDER TAIL • DOUBLE ROW STRIPS

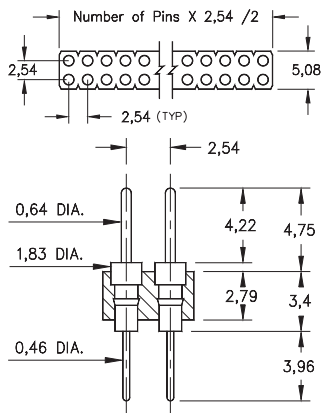


FIG. 1

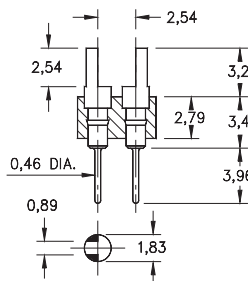


FIG. 2

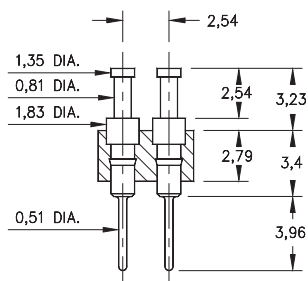


FIG. 3

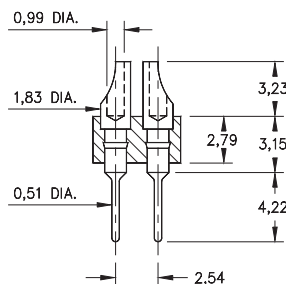


FIG. 4

- Series 450, 460, 470 & 480 double row header strips come in various styles (pin, slotted, head, turret and solder cup) with pluggable solder tails

450...001 uses pin #0290


460...001 uses pin #0282

470...001 uses pin #0700

480...001 uses pin #8000

See pages 215 and 216 for details

- Insulators are high temperature thermoplastic, suitable for all soldering operations



ORDERING INFORMATION

	Series 450...001	0,64 / 0,46 Dia. Solder Tails
FIG. 1	450-XX-2	-00-001000
	Specify number of pins	04-64
	Series 460...001	Slotted Head / Solder Tail
FIG. 2	460-10-2	-00-001000
	Specify number of pins	02-64
	Series 470...001	Turret / Solder Tail
FIG. 3	470-XX-2	-00-001000
	Specify number of pins	04-64
	Series 480...001	Solder Cup / Solder Tail
FIG. 4	480-10-2	-00-001000
	Specify number of pins	02-64



XX=Plating Code
See Below

For
Electrical, Mechanical
& Environmental Data,
See page 264

SPECIFY PLATING CODE XX=	10	90	40	
Pin Plating	0,25µm Au	5,08µm Sn/Pb	5,08µm Sn	

