

# Quick Reference Guide: AMP Pivot Connector Series

The AMP Pivot Connector Series is a toolless, user friendly solution for terminating signal and low power connections. Simply feed a pair of unstripped wires into the connector and complete the termination by pressing down the pivoting stuffer with your thumb or index finger. Insulation displacement contacts (IDCs) in the connector eliminate the need for stripping wires and make the termination even easier.

This series is ideal for field-installed products and space constrained applications. There are two versions available depending on the size and requirements of the application. Tyco Electronics offers pivot and pivot II connectors with varying dimensions. Please see the charts inside to differentiate pivot from pivot II and find the connector that is right for your application.

## FEATURES AND BENEFITS

- Eliminates need for a termination tool--just use your finger!
- Small size and toolless capability make it suitable for space constrained applications.
- Terminate wires from either side of the connector or pass wires completely through for bridging connections.
- Perfect for field-installed products--IDCs eliminate the need to strip wires.

## PRODUCT APPLICATIONS

- Space-constrained applications
- Garage door openers
- Sprinkler systems
- Alarm systems
- Telephone jacks
- Pet fences
- Low voltage lighting

# AMP Pivot Connector Series



## HOW TO USE AN AMP PIVOT CONNECTOR

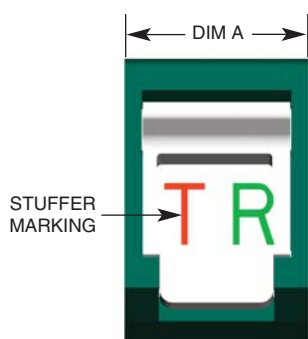
### Wire Insertion

After the connector has been applied to the pc board, the unstripped wires may be inserted into the corresponding wire insertion hold of the stuffer.

### Termination

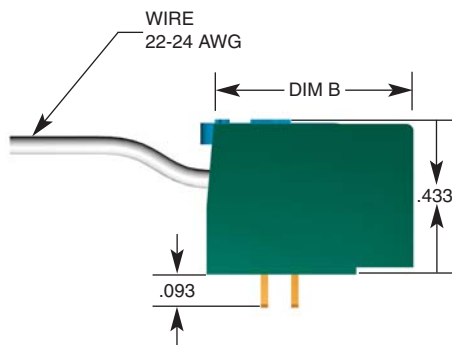
While holding the wires firmly in place, push down on the stuffer until it bottoms to terminate the wire.

## DRAWINGS FOR AMP PIVOT CONNECTORS



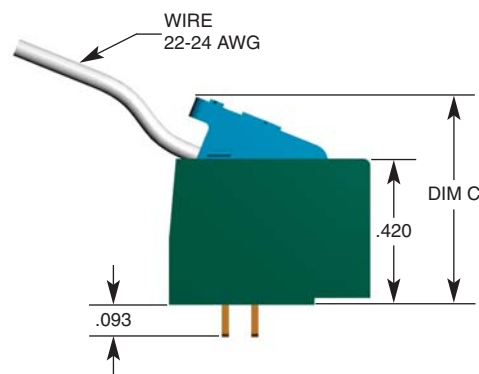
**One Pair Pivot Connector**

Top view of a one pair, single entry pivot connector in a closed position. Drawing shows connector width.



**Closed Position**




Side view of a one pair, single entry pivot connector in a closed position. Drawing shows a wire fed into the connector, the connector height, stuffer length and tine length.



**Open Position**

Side view of a one pair, single entry pivot connector in an open position. Drawing shows connector height and height when the stuffer is open.

## AMP PIVOT CONNECTORS

PIVOT	Part #	# OF PAIRS	ENTRY STYLE	STUFFER LENGTH	STUFFER MARKING	DIM A	DIM B	DIM C	AWG	INSULATION DIAMETER	STUFFER COLOR
	1116477-3	1	SINGLE	SHORT	T/R*	.430	.595	.599	22-24	.06-.04	CLEAR
	1116477-4*	1	SINGLE	SHORT	T/R	.430	.595	.599	22-24	.06-.04	CLEAR
	1116161-5	2	SINGLE	SHORT	T/R*	.820	.595	.599	22-24	.06-.04	CLEAR
	1116161-6	2	SINGLE	SHORT	1/4	.820	.595	.599	22-24	.06-.04	CLEAR
	1116161-7*	2	SINGLE	SHORT	T/R*	.820	.595	.599	22-24	.06-.04	CLEAR
	1116161-8*	2	SINGLE	SHORT	1/4	.820	.595	.599	22-24	.06-.04	CLEAR
	1116581-3	4	SINGLE	SHORT	T/R*	1.60	.595	.599	22-24	.06-.04	CLEAR
	1116581-4*	4	SINGLE	SHORT	T/R*	1.60	.595	.599	22-24	.06-.04	CLEAR
	<b>Product Specification:</b>			108-1657						* Signifies part is grease filled	
	<b>Application Specification:</b>			114-6062						* T/R is an abbreviation for Tip & Ring (Commonly used when talking about phone lines in the telecommunications industry)	
	<b>Qualification Test:</b>			501-373							

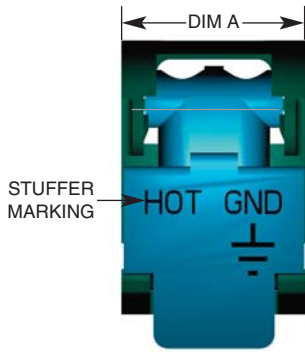
All part numbers are RoHS compliant.

<http://www.tycoelectronics.com/products/pivot>

# AMP Pivot Connector Series

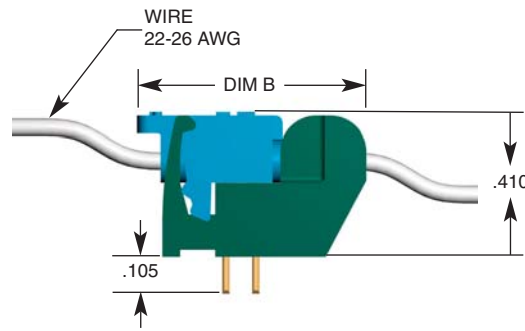


## DRAWINGS FOR AMP PIVOT II CONNECTORS



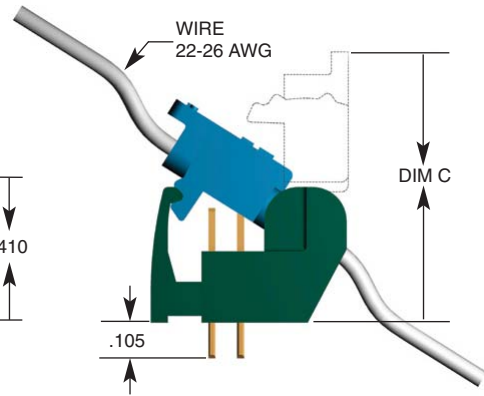
**One Pair Pivot Connector**

Top view of a one pair, single entry pivot II connector in a closed position. Drawing shows connector width.



**Closed Position**

Side view of a one pair, single entry pivot II connector in a closed position. Drawing shows a wire fed through the connector, the connector height, stuffer length and tine length.



**Open Position**

Side view of a one pair, single entry pivot II connector in an open position. Drawing shows connector height and height when the stuffer is open.

## AMP PIVOT II CONNECTORS

PIVOT II	Part #	# OF PAIRS	ENTRY STYLE	STUFFER LENGTH	STUFFER MARKING	DIM A	DIM B	DIM C	AWG	INSULATION DIAMETER	STUFFER COLOR
	1339222-2	1	SINGLE	SHORT	T/R*	0.39	0.645	0.788	22-26	.06-.04	CLEAR
	1339394-1	1	DOUBLE	SHORT	BLANK	0.39	0.645	0.788	22-26	.06-.04	TAN
	1339345-1	1	DOUBLE	SHORT	HOT/GND	0.39	0.645	0.799	22-26	.06-.04	BLACK
	1339342-1	1	DOUBLE	SHORT	BLANK	0.39	0.645	0.799	22-26	.06-.04	RED
	1339313-1	2	DOUBLE	SHORT	HOT/GND	0.78	0.645	0.799	22-26	.06-.04	BLACK
	1339395-1	2	DOUBLE	SHORT	HOT/GND	0.78	0.645	0.788	22-26	.06-.04	TAN
	1-1339395-1	2	DOUBLE	SHORT	HOT/GND	0.78	0.645	0.788	22-26	.06-.04	TAN
	1658921-1	2	DOUBLE	SHORT	T/R*	0.78	0.645	0.799	22-26	.06-.04	CLEAR
	1339374-1	2	DOUBLE	SHORT	T/R*	0.78	0.645	0.799	22-26	.06-.04	CLEAR
	1339374-2	2	DOUBLE	SHORT	T/R*	0.78	0.645	0.799	22-26	.06-.04	BLACK
	1339343-1	2	DOUBLE	SHORT	HOT/GND	0.78	0.645	0.799	22-26	.06-.04	RED
	1339376-1	2	SINGLE	LONG	BLANK	0.78	0.824	0.978	22-26	.06-.04	CLEAR
	1339376-2	4	SINGLE	LONG	BLANK	1.56	0.824	0.978	22-26	.06-.04	CLEAR
	1339376-3	4	DOUBLE	LONG	BLANK	1.56	0.824	0.978	22-26	.06-.04	WHITE
	1339396-1	4	DOUBLE	SHORT	T/R*	1.56	0.645	0.788	22-26	.06-.04	TAN
	1368385-1	4	DOUBLE	SHORT	Custom Mark	1.56	0.645	0.788	22-26	.06-.04	Custom
	1339344-1	4	DOUBLE	SHORT	BLANK	1.56	0.645	0.799	22-26	.06-.04	RED
	1339312-1	4	DOUBLE	SHORT	HOT/GND	1.56	0.645	0.799	22-26	.06-.04	BLACK
	1339375-1	4	DOUBLE	SHORT	T/R*	1.56	0.645	0.799	22-26	.06-.04	CLEAR
	1339375-2	4	DOUBLE	SHORT	T/R*	1.56	0.645	0.799	22-26	.06-.04	BLACK

Product Spec: 108-1657-2  
 Application Spec: 114-6062  
 Qualification Test: 501-373-2

\*T/R is an abbreviation for Tip & Ring  
 (Commonly used when talking about phone lines in the telecommunications industry)

AMP PIVOT CONNECTORS

All part numbers are RoHS compliant.

<http://www.tycoelectronics.com/products/pivot>

# AMP Pivot Connector Series

## QUESTIONS TO ASK AT DESIGN IN

- **What wire gauge are you using?**  
Pivot series can accept AWG 22-24.  
Pivot II series can accept AWG 22-26.
- **Will the wire need to be passed through the connector?**  
If no, single or double entry styles will work.  
If yes, only double entry style will work.
- **In what type of environments will this connector be used?**  
These connectors are available to be greased filled in order to be used in extreme environments. (See part number table on previous pages.)
- **What is the significance of the Stuffer Labels 'T and R'?**  
T and R stand for Tip and Ring, which is commonly used terminology when working with telephone jacks in the telecommunications industry.
- **What tooling is required to support these connectors?**  
No tooling is needed to support these connectors other than something to cut the wires to the appropriate sizes. The IDC contacts make pivot a toolless solution.
- **What if you need to use an AWG that is outside the AMP Pivot Connector Series gauge?**  
We recommend using the terminal block family, which can accept AWG 12-30. For more information please see the landing page at [www.tycoelectronics.com/products/terminalblocks](http://www.tycoelectronics.com/products/terminalblocks)
- **How many wires can a single connector use?**  
We offer one, two and four pair connectors. Each pair is capable of accommodating two wires and multiple connectors can be aligned side-by-side.

### Disclaimer

While Tyco Electronics has made every reasonable effort to ensure the accuracy of the information in this catalog, Tyco Electronics does not guarantee that it is error-free, nor does Tyco Electronics make any other representation, warranty or guarantee that the information is accurate, correct, reliable or current.

Tyco Electronics reserves the right to make any adjustments to the information contained herein at any time without notice. Tyco Electronics expressly disclaims all implied warranties regarding the information contained herein, including, but not limited to, any implied warranties of merchantability or fitness for a particular purpose.

The dimensions in this catalog are for reference purposes only and are subject to change without notice. Specifications are subject to change without notice. Please consult Tyco Electronics for the latest dimensions and design specifications.

### Restriction on the use of Hazardous Substances (RoHS)

At Tyco Electronics, we're ready to support your RoHS requirements. We've assessed more than 1.5 million end items/components for RoHS compliance, and issued new part numbers where any change was required to eliminate the restricted materials. Part numbers in this catalog are identified as:

**RoHS Compliant** — Part numbers in this catalog are RoHS Compliant, unless marked otherwise. These products comply with European Union Directive 2002/95/EC as amended 1 January 2006 that restricts the use of lead, mercury, cadmium, hexavalent chromium, PBB, and PBDE in certain electrical and electronic products sold into the EU as of 1 July 2006.

**NOTE:** For purposes of this Catalog, included within the definition of RoHS Compliant are products that are clearly "Out of Scope" of the RoHS Directive such as hand tools and other non-electrical accessories.

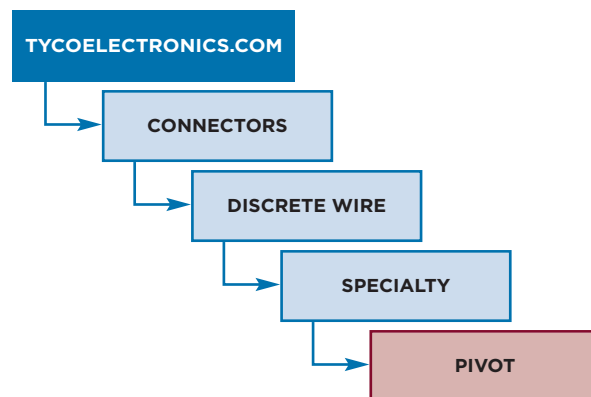
**NOTE:** Information regarding RoHS compliance is provided based on reasonable inquiry of our suppliers and represents our current actual knowledge based on the information provided by our suppliers. This information is subject to change. For latest compliance status, refer to our website referenced at right.

## YOU ARE HERE (E-CATALOG)

[Product Overview Page](#)

<http://tycoelectronics.com/products/pivot>

[Breakdown From Main Page](#)



### Getting the Information You Need

Our comprehensive on-line RoHS Customer Support Center provides a forum to answer your questions and support your RoHS needs. A RoHS FAQ (Frequently Asked Questions) is available with links to more detailed information. You can also submit RoHS questions and receive a response within 24 hours during a normal work week. The Support Center also provides:

- Cross-Reference from Non-compliant to Compliant Products
- Ability to browse RoHS Compliant Products in our on-line catalog
- Downloadable Technical Data Customer Information Presentation
- More detailed information regarding the definitions used above
- So whatever your questions when it comes to RoHS, we've got the answers at [www.tycoelectronics.com/leadfree](http://www.tycoelectronics.com/leadfree)

RoHS  
Customer  
Support  
Center 

© 2009 Tyco Electronics Corporation. All Rights Reserved.

AMP, TE LOGO, and TYCO ELECTRONICS are trademarks. Other products, logos and company names mentioned herein may be trademarks of their respective owners.

Dimensions are in millimeters with inches (if shown) in brackets. Specifications subject to change.

For more information, contact your Tyco Electronics sales engineer at the numbers listed below, or visit our Website at: <http://www.tycoelectronics.com>.

USA: 1-800-522-6752

S. America: 55-11-2103-6000

France: 33-1-3420-8686

Canada: 1-905-470-4425

Germany: 49-6251-133-1999

Netherlands: 31-73-6246-999

Mexico & C. America: 52-55-1106-0814

UK: 31-73-6246-431

China: 86-400-820-6015

5-1773454-9-1K-CIS-AH-04/09

 **Tyco Electronics**

Our commitment. Your advantage.