

Surge protection device - S-PT-EX-48DC-1/2" - 2800054

Please be informed that the data shown in this PDF Document is generated from our Online Catalog. Please find the complete data in the user's documentation. Our General Terms of Use for Downloads are valid (<http://phoenixcontact.com/download>)



Surge protection for one floating signal circuit in screw-on module with IP67 protection for sensor heads, connection 1/2-inch 14 NPT. Tested in acc. with the protection types in Ex areas Ex d / Ex tD / Ex ia IIC / Ex iaD.

Why buy this product

- Arresters in hexagonal pipe with various outer threads



Key Commercial Data

Packing unit	1 STK
Weight per Piece (excluding packing)	0.220 g
Custom tariff number	85363010
Country of origin	Germany

Technical data

Dimensions

Height	28 mm
Width	28 mm
Depth	79 mm

Ambient conditions

Ambient temperature (operation)	-40 °C ... 80 °C (non-Ex)
Degree of protection	IP67

General

Housing material	Stainless steel
Color	silver
Standards for clearances and creepage distances	IEC 60664-1

Surge protection device - S-PT-EX-48DC-1/2" - 2800054

Technical data

General

	IEC 60079-11
Mounting type	1/2" NPT
Type	Screw-in module
Number of positions	2
Direction of action	Line-Line & Line-Earth Ground

Protective circuit

IEC test classification	C1
	C2
	C3
	D1
Nominal voltage U_N	48 V DC
Maximum continuous voltage U_C	53 V DC
	37 V AC
Residual current I_{PE}	$\leq 2 \mu A$
Nominal discharge current I_n (8/20) μs (Core-Core)	170 A
Nominal discharge current I_n (8/20) μs (Core-Earth)	10 kA
Pulse discharge current I_{imp} (10/350) μs	1 kA
Total discharge current I_{Total} (8/20) μs	20 kA
Total discharge current I_{Total} (10/350) μs	2 kA
Nominal pulse current I_{an} (10/1000) μs (Core-Core)	34 A
Output voltage limitation at 1 kV/ μs (Core-Core) spike	$\leq 160 V$
Output voltage limitation at 1 kV/ μs (Core-Earth) spike	$\leq 1.1 kV$
Output voltage limitation at 1 kV/ μs (Core-Core) static	$\leq 80 V$
Voltage protection level U_p (core-core)	$\leq 90 V$ (C3 - 10 A)
Voltage protection level U_p (core-ground)	$\leq 1.1 kV$ (C3 - 100 A)
	$\leq 1.1 kV$ (C1 - 500 A)
	$\leq 1.2 kV$ (C2 - 10 kV / 5 kA)
Response time t_A (Core-Core)	$\leq 1 ns$
Response time t_A (Core-Earth)	$\leq 100 ns$
Input attenuation a_E , sym.	typ. 0.1 dB (30 MHz / 50 Ω)
	typ. 0.1 dB (6 MHz / 150 Ω)
Cut-off frequency f_g (3 dB), sym. in 50 Ohm system	typ. 70 MHz
Cut-off frequency f_g (3 dB), sym. in 150 Ohm system	typ. 40 MHz
Capacity (Core-Core)	typ. 20 pF
Capacity (Core-Earth)	typ. 5 pF
Surge protection fault message	None

Surge protection device - S-PT-EX-48DC-1/2" - 2800054

Technical data

Protective circuit

Impulse durability (conductor-conductor)	C3 - 10 A
Impulse durability (conductor-ground)	C1 - 1 kV/500 A
	C2 - 10 kV/5 kA
	C3 - 100 A
	D1 - 1 kA
Alternating current carrying capacity (conductor-ground)	10 A - 1 s

Connection data

Connection method	Individual wires
-------------------	------------------

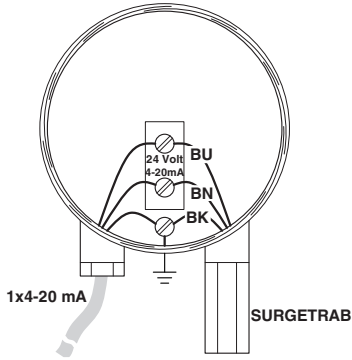
Standards and Regulations

Standards/regulations	EN 61643-21
	EN 60079-0
	EN 60079-1
	EN 60079-11
	EN 60079-26
	EN 61241-0
	EN 61241-1
	EN 61241-11
Standards/specifications	EN 61643-21/A2 2013
	EN 60079-0 2012
	EN 60079-1 2007
	EN 60079-11 2012
	EN 60079-26 2007
	EN 60079-31 2009
	IEC 60079-0 2011
	IEC 60079-1 2007
	IEC 60079-11 2011
	IEC 60079-26 2006
	IEC 60079-31 2008

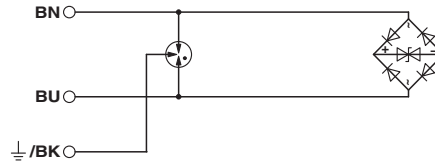
Drawings

Surge protection device - S-PT-EX-48DC-1/2" - 2800054

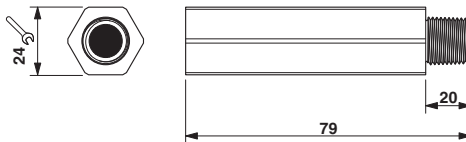
Application drawing



Circuit diagram



Dimensional drawing



Classifications

eCl@ss

eCl@ss 4.0	27140201
eCl@ss 4.1	27130801
eCl@ss 5.0	27130801
eCl@ss 5.1	27130801
eCl@ss 6.0	27130807
eCl@ss 7.0	27130807
eCl@ss 8.0	27130807
eCl@ss 9.0	27130807

ETIM

ETIM 2.0	EC000943
ETIM 3.0	EC000943
ETIM 4.0	EC000943
ETIM 5.0	EC000943

UNSPSC

UNSPSC 6.01	30212010
-------------	----------

Surge protection device - S-PT-EX-48DC-1/2" - 2800054

Classifications

UNSPSC

UNSPSC 7.0901	39121610
UNSPSC 11	39121610
UNSPSC 12.01	39121610
UNSPSC 13.2	39121620

Approvals

Approvals

Approvals

EAC

Ex Approvals

IECEX / ATEX

Approval details

EAC 7500651.22.01.00243
